

## Quick start guide

### Features

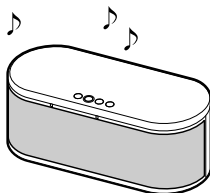
- Wireless speaker and transmitter for streaming of high-quality stereo music from iPod.
- Transmits music to speaker using *Bluetooth*® wireless technology.
- Speaker and transmitter have been pre-paired for easy connection and use.
- *Bluetooth* Version 2.0 + EDR (Enhanced Data Rate) for higher quality audio with less interference.
- Transmitter power supplied from iPod so no additional battery or charging is needed (for transmitter only).
- Powerful sound with 30W amplifiers and MegaBass (for speaker only).
- Includes one analogue input for direct connection from music players and other audio devices (for speaker only).
- Magnetically-shielded design for use near your TV or monitor (for speaker only).
- You can enjoy listening to music wirelessly by using the transmitter and the speaker separately to be used together with other *Bluetooth* devices\*<sup>1</sup>.

\*<sup>1</sup> The connected *Bluetooth* device is required to support A2DP (Advanced Audio Distribution Profile).

iPod with dock connector port (30 pin)



This transmitter



This speaker

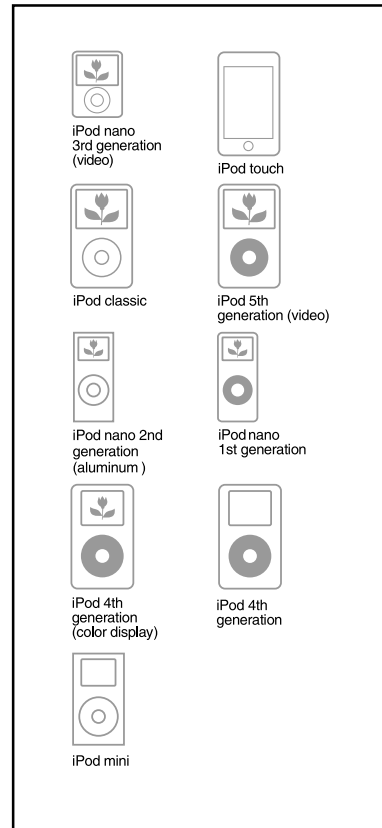
### On copyrights

- iPod is a trademark of Apple Inc., registered in the U.S. and other countries.
- The *Bluetooth*® word mark and logos are registered trademarks owned by Bluetooth SIG, Inc. and any use of such marks by Sony Corporation is under license. Other trademarks and trade names are those of their respective owners.

### Compatible iPod models

The compatible iPod models are as follows.

Update your iPod to use the latest software before you use it.



### Notes

- This transmitter is designed for iPod only. You cannot connect any other portable audio players.
- Sony cannot accept responsibility in the event that data recorded to iPod is lost or damaged when using an iPod connected to this unit.
- This transmitter has been designed specifically to work with iPod and has been certified to meet Apple performance standards.

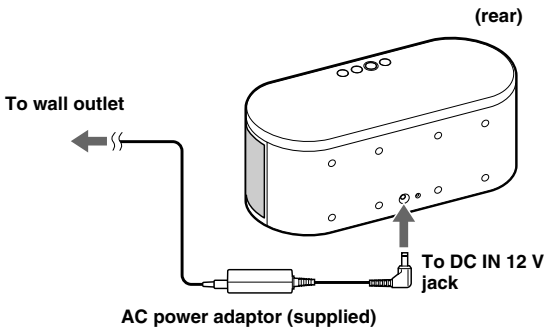


\* 4 1 1 5 4 8 1 0 1 \* (1)

## Getting started

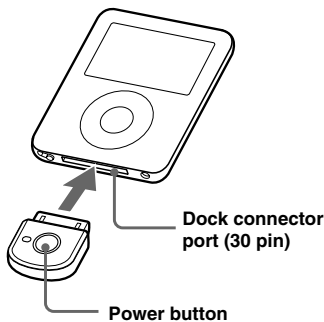
### Hooking up the speaker

Connect the supplied AC power adaptor to the speaker.



### Hooking up the transmitter

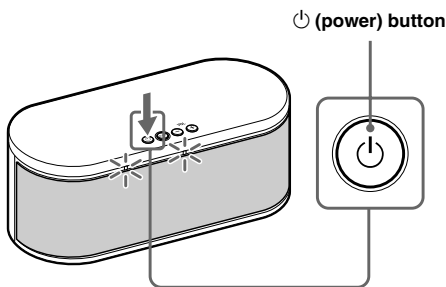
Connect the transmitter to the dock connector port of an iPod firmly.



## Listening to sound

### 1 Press the (power) button of the speaker to turn it on.

The power indicator (green) of the speaker lights up.



### 2 Press the power button of the transmitter for about 1 second to turn it on, or start playback on the iPod.

The indicator of the transmitter flashes twice (Playback will start automatically).

When the *Bluetooth* connection is made properly, both the power indicator (green) and communication status indicator (blue) of the speaker light up indicating that pairing is completed.

#### Notes

- If the *Bluetooth* connection is not established within about 5 minutes. The transmitter automatically turns itself off. In this case, start over from step 2.
- If playback cannot start automatically, try to start playback on the iPod.
- If the source device has a bass boost function or equalizer function, set them to off. If these functions are on, sound may be distorted.

### 3 Adjust the volume.


Press the VOLUME + or - button on the speaker.

#### Note

A beep sounds when the volume is set to minimum or maximum.

## To finish listening

Terminate the *Bluetooth* connection by any of the operations below.

- To turn off the transmitter, press and hold the transmitter's power button for about 1 second. The indicator of the transmitter flashes once and the power turns off.
- To turn off the speaker, press and hold the speaker's  (power) button for about 1 second. The power indicator of the speaker goes off.
- Turn off the iPod.