

**SONY**

3-227-528-22(1)

## CMD-J5 Games

English

Try out a game to test your skill with the Jog Dial. Select Games from the Extras menu. During a game, slide the side switch up to stop/start the background sound. Press the End Key to end the game.

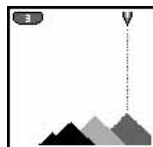
### Bananas



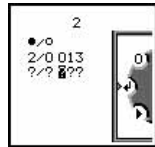
Two monkeys (player vs. phone) are in a fight armed with bananas. You must hit your opponent (see number of lives in upper right-hand of screen) in order to advance to the next stage.

Rotate the Jog Dial up (vertical) or down (horizontal) to control the angle of the throw or to dodge the bananas. But do not forget to judge the wind (see wind flag) and the effects of gravity when you aim. Press the Jog Dial to adjust your throwing power. The game is over when all monkeys have been hit.

### Sand Art




Test your artistic ability with the Jog Dial as your paintbrush and the CMD-J5, your canvas. Choose one of four sand colours using the keypad (1-4). Use the Jog Dial to control the position of the sand nozzle at the top of the screen (up=right, down=left). Press the Jog Dial to open or close the sand nozzle.



### Mindblaster

The aim of the game is to break the code generated by the CMD-J5. Rotate and then press the Jog Dial to select the level of difficulty. To begin the game, select a number from the item ring using the Jog Dial or using the keypad. Then press the Jog Dial to check your guess:

- correct entry in correct place
- total correct entries including those not in the correct place



### PicPuz

The goal of the game is to order the puzzle pieces to reproduce the picture you select. Rotate and then press the Jog Dial to select a picture (level of difficulty).

Rotate the Jog Dial to select a puzzle piece (selection blinks). Press the Jog Dial to move the selected piece up, down, left or right into the blank space.

Press the Centre Key for help while playing the game (puzzle pieces are numbered starting with 1 in the upper left-hand corner).